





Cutting Chart



- From each 1/3 yard, cut:
 (1) strip 6" x WOF, subcut:
 (4) 6" x 6", divided diagonally [A5, B5]
 (8) 3" x 3" [A3, B3]
 (2) strips 2.5" x WOF, subcut:
 (8) 2.5" x 2" [A1, B1]
 (6) 2.5" x 5.5" [A4, B4]



- From each 1/4 yard, cut:
 (1) strip 5.5" x WOF, subcut:
 (10) 2.5" x 5.5" [A4, B4]



- From the 2 yards, cut:
 (4) strips 2.5" x WOF, reserve for borders
 (4) strips 2" x WOF, subcut:
 (40) 2" x 2.5" [A1, B1]
 (32) 1" x 2" [A2, B2]
 (4) strips 3" x WOF, subcut:
 (40) 3" x 3" [A3, B3]
 (24) 1.5" x 3" [A6, B6]
 (2) strips 2.5" x WOF, subcut:
 (8) 2.5" x 5.5" [A4, B4]
 (4) strips 6" x WOF, subcut:
 (20) 6" x 6", divided diagonally [A5, B5]
 (3) strips 1.5" x WOF, subcut:
 (24) 1.5" x 5" [A7, B7]




- From the 2/3 yards, cut:
 (1) strip 2" x WOF, subcut:
 (40) 1" x 2" [A2, B2]
 (11) strips 1.5" x WOF, subcut:
 (48) 1.5" x 3" [A6, B6]
 (48) 1.5" x 5.5" [A7, B7]

Yardage Requirements 12" Template (40" x 40" Finished)


- 1/3 yard each of (4) different fabrics (background of four center squares)
 1/4 yard each (4) coordinating fabrics (star arms)
 2 yards background fabric
 2/3 yard contrast fabric (very center star and tiny accents)

- 1-1/4 yard backing
 1/3 yard binding


Complete (1) A/B set in each palette



Complete (3) A/B set in each palette



Complete (3) A/B set in each palette



Complete (2) A/B set in each palette

